

TANHILL

INTELLIGENT HOME FURNISHING

TANHILL

Changzhou Tanhill Intelligent Home Furnishing Co.,Ltd

Add: 6# East Renmin Road, Wujin District, Changzhou, Jiangsu, China

T: +86-519-88261888

Email: Ivy@tanhill.cn

Web: www.tanhill.cn



TANHILL



ABOUT US



Our company Tanhill Intelligent Home Furnishing Co., Ltd has been dedicated to providing value-based and innovative sleep products to their customers for over 10 years. At present, the company currently employs 476 people, 167 managers, including 28 design developers. We're committed to being the most trusted partner to sleep retailers and providing access to a great night's sleep for everyone, everywhere.

Our aim is to "create a comfortable life, taste the details of life". We enjoy a good reputation with efficient management, research and development, ingenious manufacturing, thoughtful service in the United States and Europe. Our footprints have covered over 30 countries around the world.

Our adjustable beds covers a broad range of motion from head to foot. Tilt, angle and adjust the lying position to find relief and improved comfort - for sleeping, reading, or watching TV. Easy to get in and out of, they also offer features such as Under-bed LED Light , massage, lumbar support and USB charges.

Always looking towards the future of the company and industry, TANHILL continues to bring new and innovative products to their customers as well as emphasize the importance of excellent customer service and strong relationships.

GS 101 Metal Frame Electric Adjustable Bed Base



Detail Presentation

Features

- Strong Steel Frame
- Room for storage
- Provide optimum airflow, Allows your mattress to breathe even more, allowing heat to dissipate even better while you sleep
- Full Range Positions — Head/Foot Up & Down
- Whisper-quiet motor
- Smooth and glossy black finish
- Fits within most standard bedroom sets
- Capable of holding about 550 lbs

Standard Function

- ★ Head/Foot Lift
- ★ One Touch Fold/ZG Button
- ★ Wired Remote Control

Optional Function

- ☆ Memory Position
- ☆ Headboard Bracket
- ☆ Roll Wheel
- ☆ Wired/Wireless Remote Control



Foldable Metal Frame Electric Adjustable Bed Base **GF 101**



Detail Presentation

Features

- Foldable fixture, easy delivery to your door with our unique express packaging design
- Strong Steel Frame
- Room for storage
- Provide optimum airflow, Allows your mattress to breathe even more, allowing heat to dissipate even better while you sleep
- Full range positions — Head/Foot Up & Down
- Whisper-quiet motor
- Smooth and glossy black finish
- Fits within most standard bedroom sets

Standard Function

- ★ Foldable Fixture
- ★ One Touch Fold/ZG Button
- ★ Head/Foot Lift

Optional Function

- ☆ Memory Position
- ☆ Headboard Bracket
- ☆ Roll Wheel
- ☆ Wired/Wireless Remote Control



GS 201 Wooden Slatted Electric Adjustable Bed Base



Detail Presentation

Features

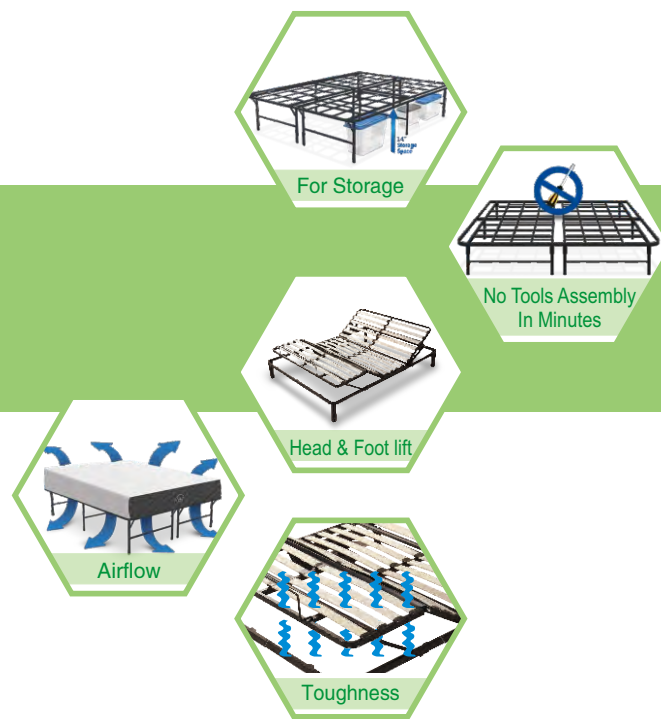
- Wooded slatted material that is 27 - 45% lighter than industry standard
- The bed frame includes premium Wooden Slats for a more comfortable and supportive base for your mattress
- Full range positions — Head/Foot Up & Down
- Whisper-quiet motor
- Smooth and glossy black finish
- Fits within most standard bedroom sets

Standard Function

- ★ Head/Foot Lift
- ★ One Touch Flat/ZG Button

Optional Function

- ☆ Memory Position
- ☆ Headboard Bracket
- ☆ Roll wheel
- ☆ Wired/Wireless Remote Control



Plank Electric Adjustable Bed Base **BS 101**



Detail Presentation

Features

- Covered with upscale fabric and finishes that enhance your room design.
- Full Range Positions — Head/Foot Up & Down separate control & sync control
- One touch ready of positions: Zero gravity, TV position, Flat, Memory positions
- Massage: timing set
- Whisper-quiet motor
- 2 ports USB charging
- Independent operation for split queen bed
- Fits within most standard bedroom sets

Standard Function

- ★ Head/Foot Lift
- ★ One Touch Flat/ZG Button

Optional Function

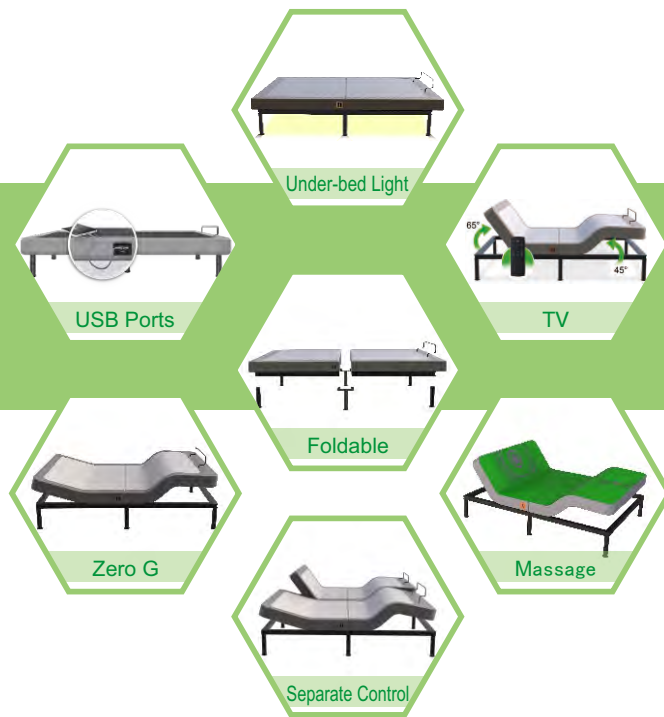
- ☆ Memory Position
- ☆ LED Underbed Light
- ☆ Roll Wheel
- ☆ Wired/Wireless Remote Control
- ☆ Headboard Bracket
- ☆ USB(2 Ports)



BF 101 Foldable Plank Electric Adjustable Bed Base



Detail Presentation



Features

- Foldable fixture, easy delivery to your door with our unique express packaging design
- Covered with upscale fabric and finishes that enhance your room design.
- Full range positions — Head/Foot Up & Down separate control & sync control
- One touch ready of positions: Zero gravity, TV position, Flat, Memory positions
- Massage: timing set
- Whisper-quiet motor
- 2 ports USB charging
- Independent operation for split queen bed
- Fits within most standard bedroom sets

Standard Function

- ★ Foldable Fixture
- ★ Head/Foot Lift
- ★ One Touch Flat/ZG Button

Optional Function

- ☆ Memory Position
- ☆ Headboard Bracket
- ☆ LED Underbed Light
- ☆ USB(2 Ports)
- ☆ Roll Wheel
- ☆ Wired/Wireless Remote Control

Plank Electric Adjustable Bed Base **BS 201**



Detail Presentation



Features

- Upscale fabric and premium deck-on-deck design
- LED under bed light
- Covered with upscale fabric and finishes that enhance your room design.
- Full range positions — Head/Foot Up & Down separate control & sync control
- One touch ready of positions: Zero gravity, TV position, Flat, Memory positions
- Massage: timing set
- Whisper-quiet motor
- 2 ports USB charging
- Fits within most standard bedroom sets

Standard Function

- ★ Head/Foot Lift
- ★ One Touch Flat/ZG Button

Optional Function

- ☆ Memory Position
- ☆ Headboard Bracket
- ☆ LED Underbed Light
- ☆ USB(2 Ports)
- ☆ Roll Wheel
- ☆ Wired/Wireless Remote Control

BS 301 Plank Electric Adjustable Bed Base



Features

- Separate motor controlled neck tilt
- LED under bed light
- Covered with upscale fabric and finishes that enhance your room design
- Full range positions — Head/Foot Up & Down separate control & sync control
- One touch ready of positions: Zero gravity, TV position, Flat, Memory positions
- Massage: timing set
- Whisper-quiet motor
- 2 ports USB charging
- Independent operation for split queen bed
- Fits within most standard bedroom sets

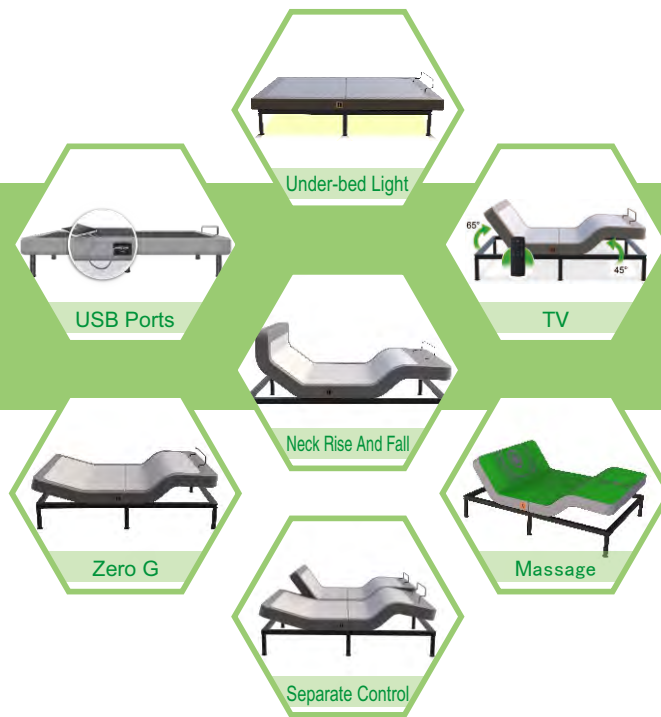
Standard Function

- ★ Head/Foot Lift
- ★ One Touch Fall/ZG Button

Optional Function

- ☆ Memory Position
- ☆ LED Underbed Light
- ☆ Roll Wheel
- ☆ Wired/Wireless Remote Control
- ☆ Headboard Bracket
- ☆ USB(2 Ports)

Detail Presentation



Plank Electric Adjustable Bed Base **LS 201**



Detail Presentation



Features

- Upscale fabric and premium deck-on-deck design
- LED under bed light
- Covered with upscale fabric and finishes that enhance your room design
- Full range positions — Head/Foot Up & Down separate control & sync control
- One touch ready of positions: Zero gravity, TV position, Flat, Memory positions
- Massage: timing set
- Whisper-quiet motor
- 2 ports USB charging
- Independent operation for split queen bed
- Fits within most standard bedroom sets
- The wall-hugger design that make the night table always available for you

Standard Function

- ★ Head/Foot Lift
- ★ Wall-Hugger Design
- ★ One touch Fall/ZG Button

Optional Function

- ☆ Memory Position
- ☆ LED Underbed Light
- ☆ Roll Wheel
- ☆ Wired/Wireless Remote Control
- ☆ Headboard Bracket
- ☆ USB(2 Ports)

LS 301 Plank Electric Adjustable Bed Base



Features

- Upscale fabric and premium deck-on-deck design
- LED under bed light
- Covered with upscale fabric and finishes that enhance your room design
- Full range positions — Head/Foot Up & Down separate control & sync control
- One touch ready of positions: Zero gravity, TV position, Flat, Memory positions
- Massage: timing set
- Whisper-quiet motor
- 2 ports USB charging
- Independent operation for split queen bed
- Fits within most standard bedroom sets
- The wall-hugger design that make the night table always available for you
- The luxury design of the neck-tilt and lumbar support


Standard Function

- ★ Head/Foot Lift
- ★ Wall-hugger design
- ★ One touch Flat/ZG Button

Optional Function

- ☆ Memory Position
- ☆ LED Underbed Light
- ☆ Roll wheel
- ☆ Wired/wireless remote control
- ☆ Headboard Bracket
- ☆ USB(2 Ports)

Detail Presentation



Plank Electric Adjustable Bed Base **HS 101**



Features

- Upscale fabric and premium deck-on-deck design
- LED under bed light
- Covered with upscale fabric and finishes that enhance your room design
- Full range positions — Head/Foot Up & Down separate control & sync control
- One touch ready of positions: Zero gravity, TV position, Flat, Memory positions
- Massage: timing set
- Whisper-quiet motor
- Fits within most standard bedroom sets
- 2 ports USB charging
- Independent operation for split queen bed
- The wall-hugger design that make the night table always available for you
- The up and down lift design that make home caring more easier

Standard Function

- ★ Head/Foot Lift
- ★ Up-Down Design
- ★ One Touch Flat/ZG Button

Optional Function

- ☆ Memory Position
- ☆ LED Underbed Light
- ☆ Wall-Hugger
- ☆ Wired/Wireless Remote Control
- ☆ Headboard Bracket
- ☆ USB(2 ports)
- ☆ Roll wheel

Detail Presentation



The Headboard & Surrounding



HB 01



HB 02



HB 03



HB 04



HB 05



HB 06

THE MATTRESS



PLACE ON ANY SURFACE



STAIN RESISTANT COVER



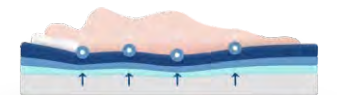
CLIMATE-ADAPTIVE REGULATION



ENHANCED SPINAL ALIGNMENT

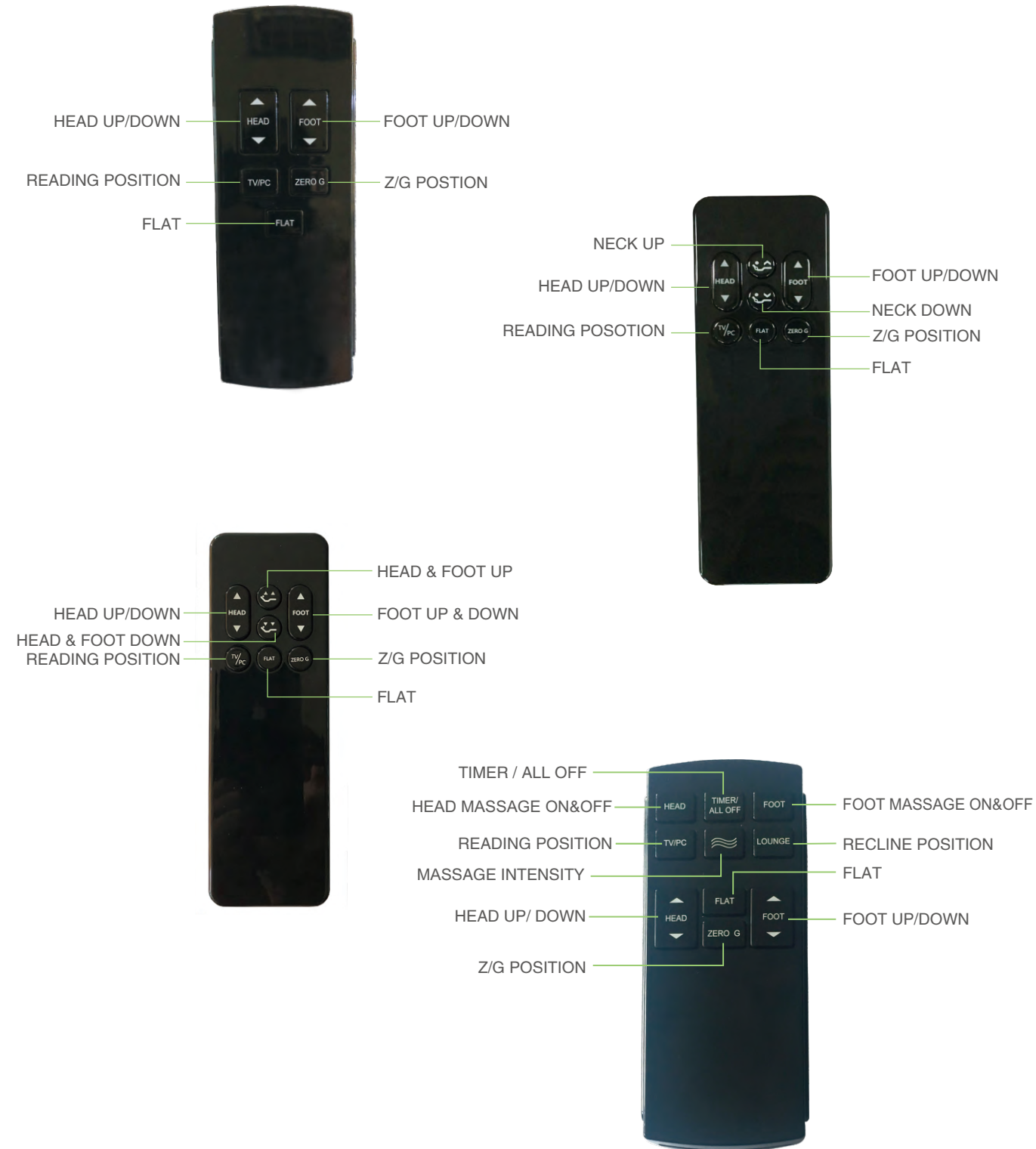


BREATHABLE AND COOLING

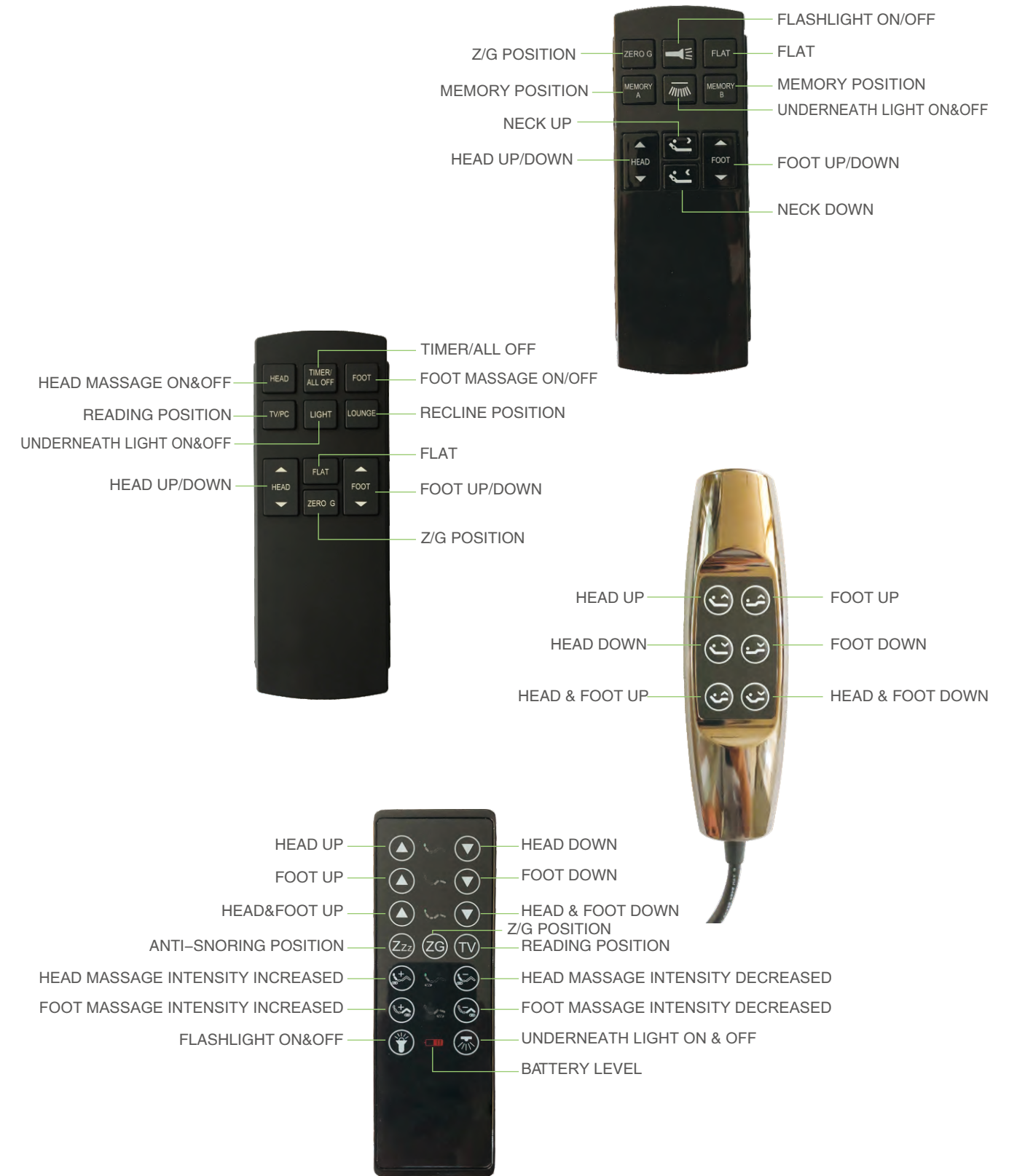


TOTAL PRESSURE RELIEF

Remote Control



Remote Control

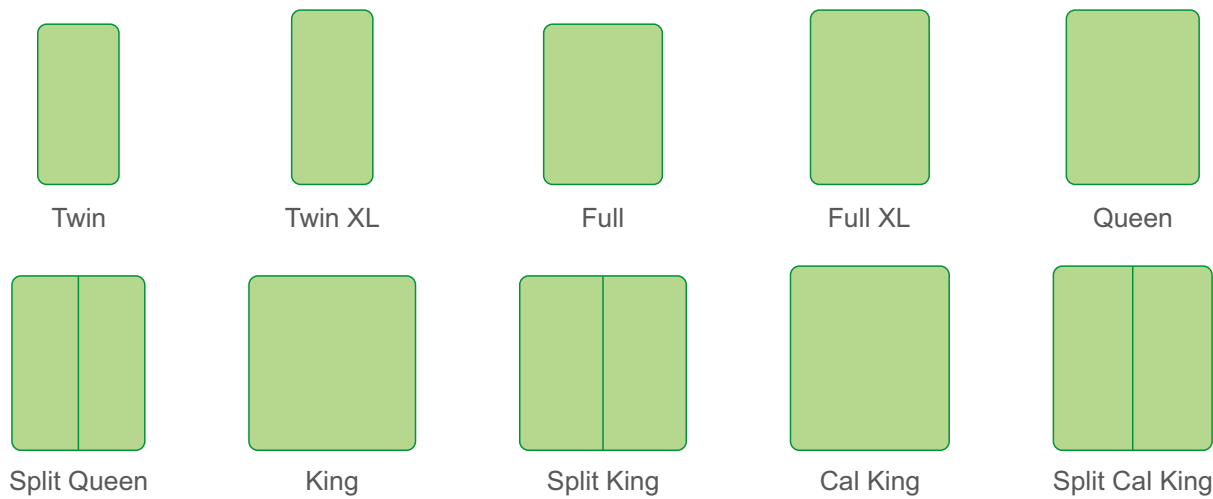


CONTAINER LOADING PLAN 1x40HQ

MODEL	SIZE	LOADED
 GS 101	TXL	198
	FULL	164
	QUEEN	146
 GF 101	TXL	310
	FULL	228
	QUEEN	202
 GS 201	TXL	184
	FULL	148
	QUEEN	136
 BS 101	TXL	156
	FULL	120
	QUEEN	100
 BF 101	TXL	324
	FULL	220
	QUEEN	206

MODEL	SIZE	LOADED
 BS 201	TXL	156
	FULL	120
	QUEEN	100
 BS 301	TXL	156
	FULL	120
	QUEEN	100
 LS 201	TXL	156
	FULL	120
	QUEEN	100
 LS 301	TXL	132
	FULL	96
	QUEEN	87
 HS 101	TXL	68
	QUEEN	44

AVAILABLE SIZE SERIES



Note: The specific size can be customized



DO YOU SUFFER FROM ANY OF THE FOLLOWING?

Back Pain



Snoring & Breathing difficulty



Arthritis



Swelling & Circulation



Heartburn & Acid reflux



Chronic Pain



APPLICATION & FUNCTION

